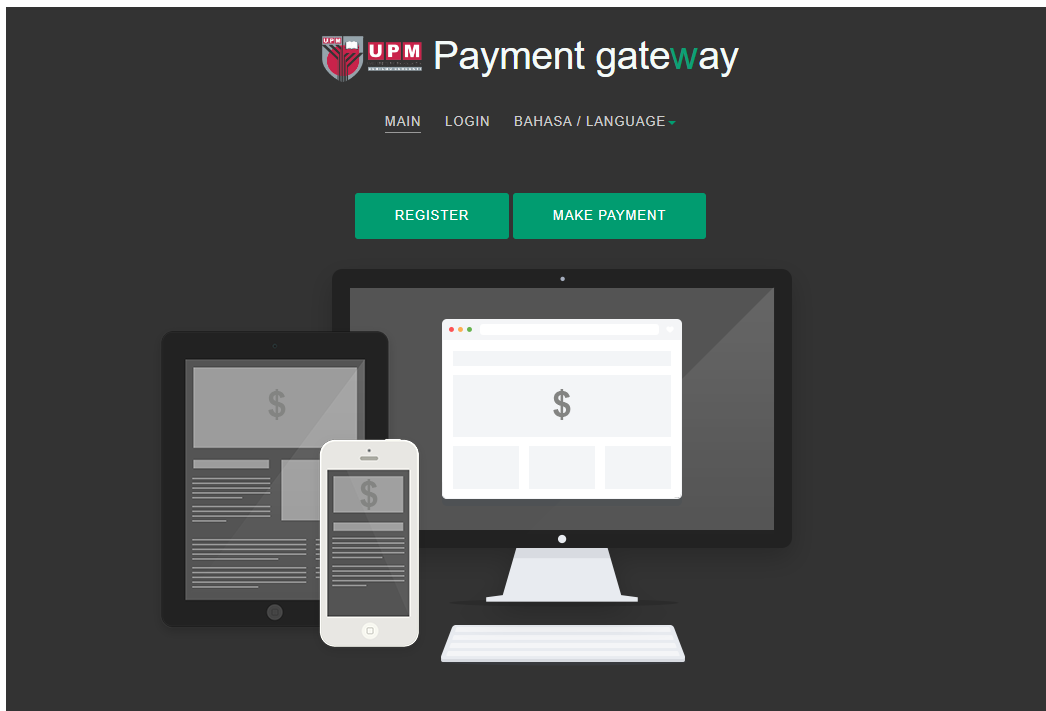


MAKING PAYMENT VIA UPM PAYMENT GATEWAY

Note: For best results, please use Chrome browser.

1. Go to UPM Payment Gateway page
<https://paygate.upm.edu.my/action.do?do=&bahasa=bi>
and click "MAKE PAYMENT" button.



2. Fill in the form:

"BAYARAN KEPADA/ PAYMENT FOR" : Select "CAFEi 2025" from the drop-down list.

Complete presenter/ participant's detail in the form provided with red asterisk.

"KETERANGAN / DETAILS": you can type in your ID number here

"JUMLAH BAYARAN / AMOUNT" : refer to your registration rate. It must be in 2 decimal point: For example, 60.00 (if your currency is RM)


"MATAWANG / CURRENCY", international participants can choose to select USD or RM.

(Use <http://www.bnm.gov.my/index.php?ch=statistic&task=converter> to get the latest amount in Malaysian Ringgit)

3. Select your preferred payment method. Key-in the form if you choose "Credit Card". Select your preferred bank if you choose "Online Banking". Click "Proceed" button to continue with the payment.

Note:

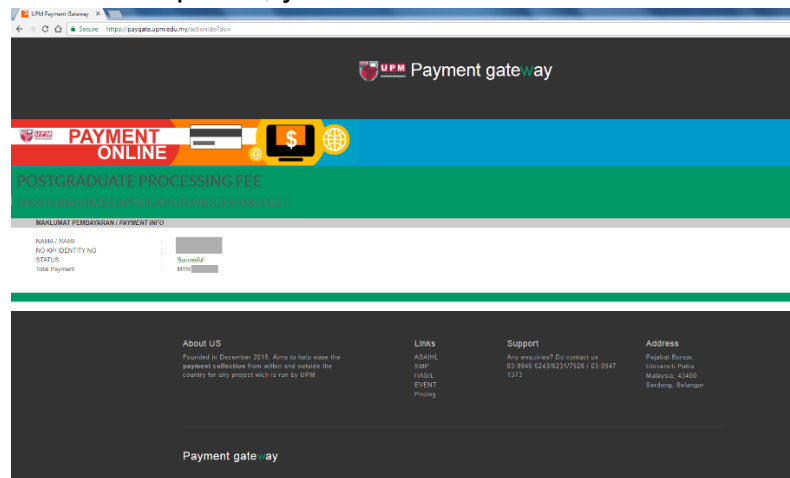
- For credit card, only USD (US Dollar) and RM (Ringgit Malaysia) are applicable.
- For online banking, only RM (Ringgit Malaysia) is applicable.



Please do not close your current window or click the back button on your browser until your browser takes you the page as below.

We may not receive a successful transaction status from you if the process is interrupted.

3. Once your payment is completed, your status will show "Successful".



4. The payment receipt will automatically be sent to you by email.

5. Upload the receipt as proof of payment in CAFEi Website